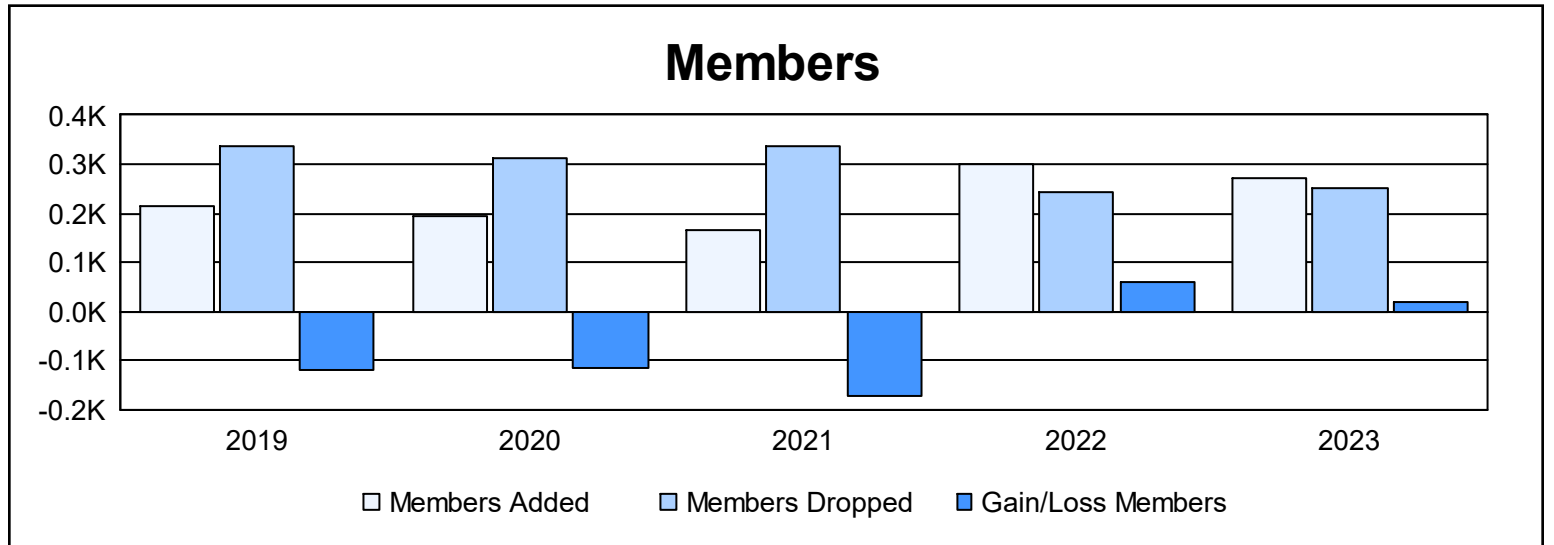
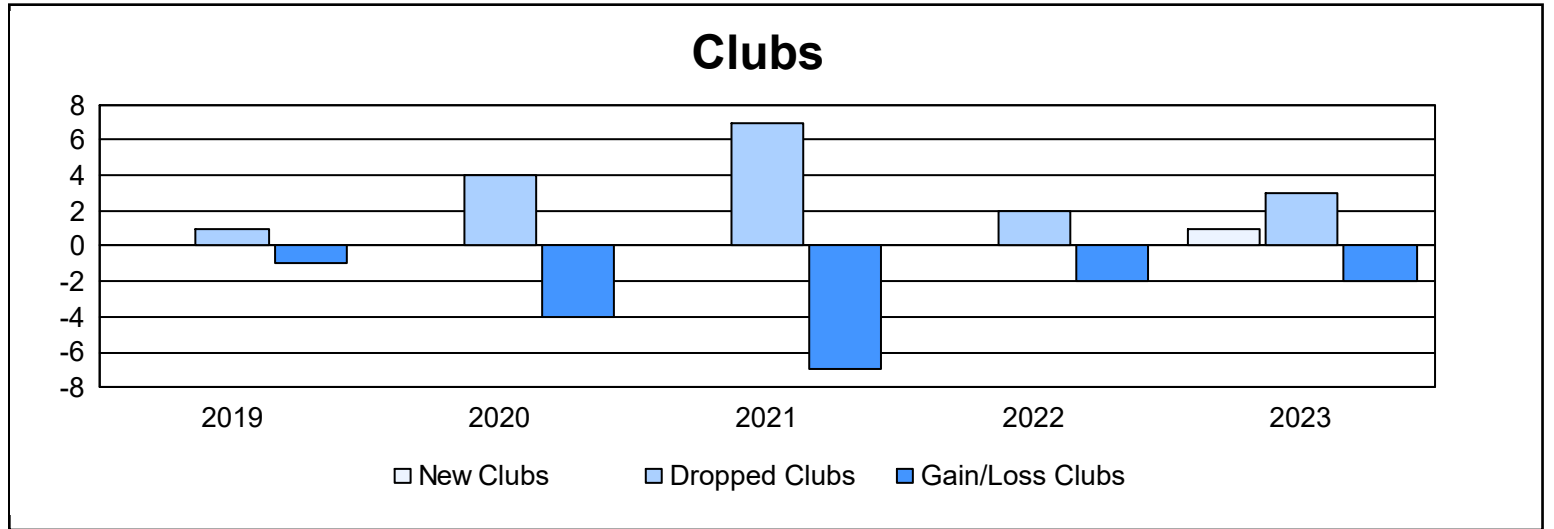
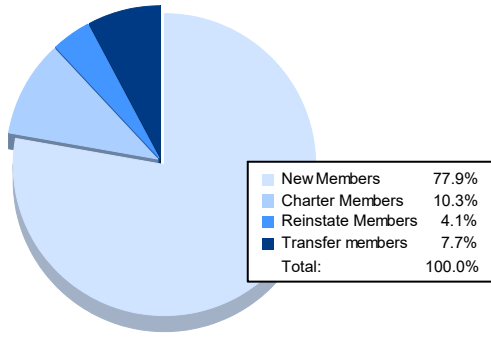


| Year | New Clubs | Dropped Clubs | Gain/ Loss Clubs | New Members | Charter Members | Reinstate Members | Transfer Members | Total Member Added | Total Members Dropped | Gain/ Loss Members |
|----------------|-----------|---------------|------------------|-------------|-----------------|-------------------|------------------|--------------------|-----------------------|--------------------|
| 2018-2019 | 0 | 1 | -1 | 188 | 8 | 11 | 8 | 215 | 336 | -121 |
| 2019-2020 | 0 | 4 | -4 | 164 | 2 | 8 | 22 | 196 | 313 | -117 |
| 2020-2021 | 0 | 7 | -7 | 131 | 2 | 11 | 20 | 164 | 338 | -174 |
| 2021-2022 | 0 | 2 | -2 | 267 | 3 | 12 | 20 | 302 | 244 | 58 |
| 2022-2023 | 1 | 3 | -2 | 211 | 28 | 11 | 21 | 271 | 251 | 20 |
| Average | 0 | 3 | -3 | 192 | 9 | 11 | 18 | 230 | 296 | -67 |



Membership Composition June 2023 Cumulative



Gender Composition June 2023 Cumulative

